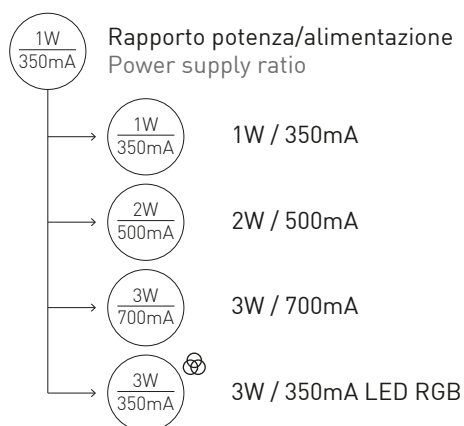






-  Incassi a scomparsa
Downlights trimless
-  Incassi
Downlights
-  Proiettori
Floodlights
-  LINEA LED
LINEA LED
-  Profili e diffusori
Profiles and diffusers
-  Alimentatori e centraline RGB
Power supply units and RGB control units





-  Apparecchi per incasso a soffitto
Ceiling recessed products
-  Apparecchi per incasso a parete
Wall recessed products
-  Apparecchi per incasso a pavimento
Ground recessed products
-  Apparecchi segnapassi
Pathmarker products
-  Faretto
Spotlights







-  Diametro foro per incasso
Built-in hole diameter
-  Dimensioni confezione
Packaging dimension
-  Peso confezione
Gross weight
-  Lunghezza
Product length





-  **Lente**
Lens
-  120°
Angolo di proiezione 120° / 90° / 40° / 25°
Beam angle 120° / 90° / 40° / 25°
-  → A
Rimando cono di illuminamento (vedi pag.78-80)
Ref. lighting levels (see p.78-80)

-  **Finitura vetro**
Glass finishing
-  Trasparente
Transparent
-  Satinato
Frosted

-  **Applicabilità del prodotto e grado di protezione IP**
Product application and IP protection level
-  Applicabile solo in ambienti interni
Indoor only
-  Applicabile in ambienti interni ed esterni
Indoor and outdoor
-  IP60
Codifica IP (vedi pag.84-85)
IP reference (see p.84-85)

-  **Codice prodotto con riferimento LED**
Product code with LED reference
-  C 6000K bianco freddo
6000K cold white
-  N 4000K bianco neutro
4000K natural white
-  W 3000K bianco caldo
3000K warm white
-  B Blu
blue
-  RGB RGB






-  **12**
MAX
Numero max di elementi abbinabili per singolo alimentatore
Max number of devices matchable to a single power supply unit

-  Dimmerabile
Dimmable

 **Materiale ghiera esterna**
External ring material

- ALU Alluminio
 Aluminium
- AISI 316L Acciaio AISI 316L
 Stainless steel AISI 316L
- PC Policarbonato (solo diffusori)
 Polycarbonate (diffusers only)

 **Finitura**
Finishing





-  Cromo lucido / acciaio lucido
Polished chrome / polished steel
-  Acciaio spazzolato / anodizzato neut.
brushed steel / neutral anodized
-  Anodizzato nero
Black anodized
-  Verniciato bianco
White painted
-  Verniciato grigio
Grey painted







ACCIAIO LUCIDO POLISHED STEEL	
	AISI316
	
	01

ACCIAIO SPAZZOLATO BRUSHED STEEL	
	AISI316
	
	02



CROMO LUCIDO POLISHED CHROME	
	ALU
	
	03

ANODIZZATO NEUTRO NEUTRAL ANODIZED	
	ALU
	
	04



ANODIZZATO NERO BLACK ANODIZED	
	ALU
	
	05

VERNICIATO BIANCO WHITE PAINTED	
	ALU
	
	06



VERNICIATO GRIGIO GREY PAINTED	
	ALU
	
	07