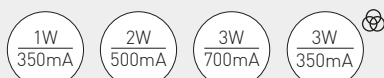






































Apparecchio da incasso per interni ed esterni con bordo a vista per applicazioni a pavimento, parete e soffitto. Corpo realizzato in alluminio anodizzato Anticorodal® (resistente alla nebbia salina). Vetro di protezione temperato da 4mm. L'apparecchio è fornito con 40cm di cavo in neoprene H05RNF per l'installazione in esterni.

Wall, ceiling and ground recessed unit with trim, suitable for indoor and outdoor. Body of anodized aluminium Anticorodal® (resistant to salty fog). 4mm tempered protection glass. The unit is supplied with 40cm neoprene wire H05RNF for outdoor use.



						COOL WHITE	NATURAL WHITE	WARM WHITE	BLUE	RGB
ALU	IP67			25°→H	1007A03T25_	C	N	W	B	F 
ALU	IP67			25°→H	1007A04T25_	C	N	W	B	F 
ALU	IP67			25°→H	1007A06T25_	C	N	W	B	F 
AISI 316L	IP67			25°→H	1007I01T25_	C	N	W	B	F 
AISI 316L	IP67			25°→H	1007I02T25_	C	N	W	B	F 
ALU	IP67			40°→I	1007A03T40_	C	N	W	B	F 
ALU	IP67			40°→I	1007A04T40_	C	N	W	B	F 
ALU	IP67			40°→I	1007A06T40_	C	N	W	B	F 
AISI 316L	IP67			40°→I	1007I01T40_	C	N	W	B	F 
AISI 316L	IP67			40°→I	1007I02T40_	C	N	W	B	F 

ACCESSORI TRASFORMATORI / ACCESSORIES POWER SUPPLY UNITS



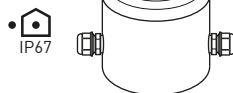
1006P000002

Cassaforma a tubo
Tubular housing



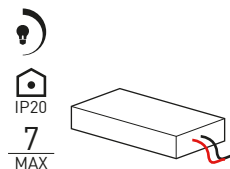
1007P000000

Cassaforma drenante
Draining housing



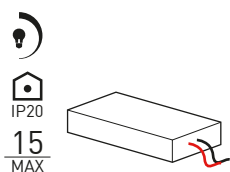
1007P000001

Cassaforma IP67
IP67 housing



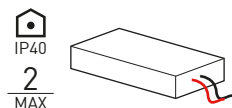
LLA-MULTIPOWER

Alimentatore dimmerabile multipotenza
Dimmable multi-power supply unit
15W/350mA - 22W/500mA - 25W/700mA
10W/12V - 20W/24V



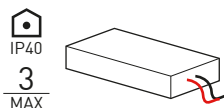
LLA-MAXI

Alimentatore dimmerabile multipotenza
Dimmable multi-power supply unit
25W/350mA - 35W/500mA - 50W/700mA
50W/900mA - 50W/1050mA



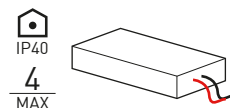
LLA-6-700

Alimentatore elettronico
Electronic power-supply unit
6W/700mA



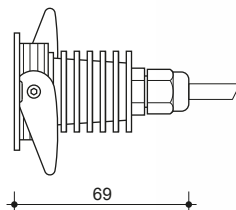
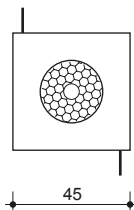
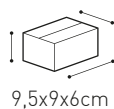
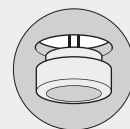
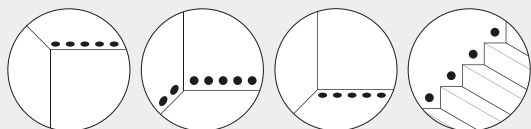
LLA-10-700

Alimentatore elettronico
Electronic power-supply unit
10W/700mA



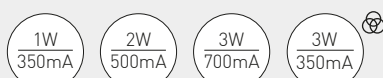
LLA-15-700

Alimentatore elettronico
Electronic power-supply unit
15W/700mA



Apparecchio da incasso per interni ed esterni con bordo a vista per applicazioni a pavimento, parete e soffitto. Corpo realizzato in alluminio anodizzato Anticorodal® (resistente alla nebbia salina). Vetro di protezione temperato da 4mm. L'apparecchio è fornito con 40cm di cavo in neoprene H05RNF per l'installazione in esterni.

Wall, ceiling and ground recessed unit with trim, suitable for indoor and outdoor. Body of anodized aluminium Anticorodal® (resistant to salty fog). 4mm tempered protection glass. The unit is supplied with 40cm neoprene wire H05RNF for outdoor use.



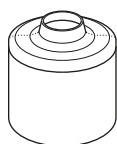
						COOL WHITE	NATURAL WHITE	WARM WHITE	BLUE	RGB
ALU	IP67			120° → L	1007A03T00_	C	N	W	B	F
ALU	IP67			120° → L	1007A03F00_	C	N	W	B	F
ALU	IP67			120° → L	1007A04T00_	C	N	W	B	F
ALU	IP67			120° → L	1007A04F00_	C	N	W	B	F
ALU	IP67			120° → L	1007A06T00_	C	N	W	B	F
ALU	IP67			120° → L	1007A06F00_	C	N	W	B	F
AISI 316L	IP67			120° → L	1007I01T00_	C	N	W	B	F
AISI 316L	IP67			120° → L	1007I01F00_	C	N	W	B	F
AISI 316L	IP67			120° → L	1007I02T00_	C	N	W	B	F
AISI 316L	IP67			120° → L	1007I02F00_	C	N	W	B	F

ACCESSORI TRASFORMATORI / ACCESSORIES POWER SUPPLY UNITS



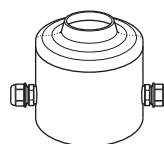
1006P000002

Cassaforma a tubo
Tubular housing



1007P000000

Cassaforma drenante
Draining housing

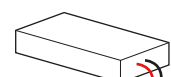


1007P000001

Cassaforma IP67
IP67 housing



7
MAX

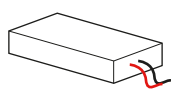


LLA-MULTIPOWER

Alimentatore dimmerabile multipotenza
Dimmable multi-power supply unit
15W/350mA - 22W/500mA - 25W/700mA
10W/12V - 20W/24V



15
MAX

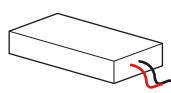


LLA-MAXI

Alimentatore dimmerabile multipotenza
Dimmable multi-power supply unit
25W/350mA - 35W/500mA - 50W/700mA
50W/900mA - 50W/1050mA



2
MAX

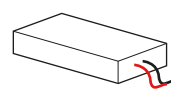


LLA-6-700

Alimentatore elettronico
Electronic power-supply unit
6W/700mA



3
MAX

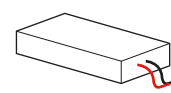


LLA-10-700

Alimentatore elettronico
Electronic power-supply unit
10W/700mA



4
MAX



LLA-15-700

Alimentatore elettronico
Electronic power-supply unit
15W/700mA